



## PLATINUM SMART-HEAT™ ELECTRIC

---

Available in black and white, our Platinum Smart-Heat™ Electric heater is specifically suited for low-clearance and design-focused spaces. This slim-line, stainless steel unit spreads comfort evenly in its space, all while minimising light emission and blending seamlessly into the background with our recess mounting solutions.



2300W SERIES  
BLACK | WHITE



3400W SERIES  
BLACK | WHITE

# SPECIFICATIONS

Reference the specification guide below to help you select the correct solution for your needs.

MODEL NUMBER	2300W SERIES	3400W SERIES
FUEL TYPE	ELECTRIC	ELECTRIC
COLOUR	BLACK   WHITE	BLACK   WHITE
HEAT AREA	6M <sup>2</sup>	10M <sup>2</sup>
RATED CURRENT	220 - 240V/9.6A	220 - 240V/14.2A
MINIMUM FLOOR CLEARANCE	1800MM	1800MM
<b>MOUNTING OPTIONS</b>		
CEILING MOUNT	✓	✓
WALL MOUNT	✓	✓
RECESSED   FLUSH MOUNT	✓	✓
CEILING POLE MOUNT	✓	✓
FREESTANDING	-	-
<b>CONTROL OPTIONS</b>		
ON   OFF	✓	✓
DIMMER	✓	✓
MASTER REMOTE *	✓	✓

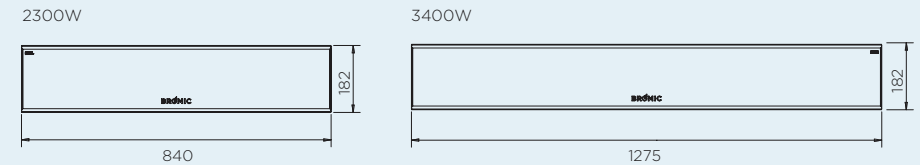
\* Control up to six zones of heaters with unlimited heaters per zone from a single control. Works only with dimming controllers. Control operates within 30m of heaters.

Measurements displayed within this document are minimum requirements for installation. Bromic takes no responsibility for incorrect or non-compliant installations. All measurement in this document are displayed in mm.

# DIMENSIONS


With a wide range of sizes available, find the ideal heater to suit your outdoor space.

## PROFILE

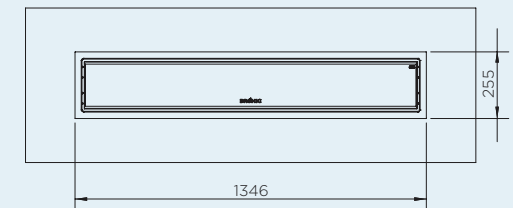


## CEILING RECESS

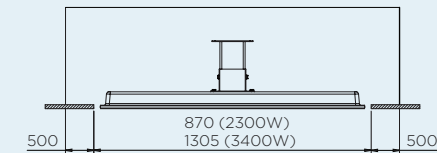
CEILING RECESS FRAME 2300W



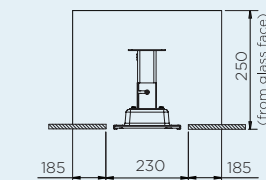
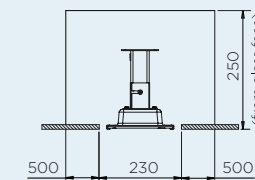
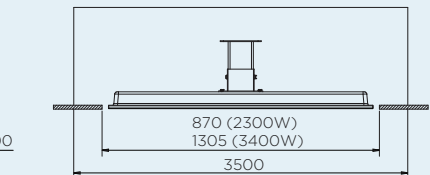
CEILING RECESS FRAME 3400W



MINIMUM CAVITY OPTION 1



MINIMUM CAVITY OPTION 2



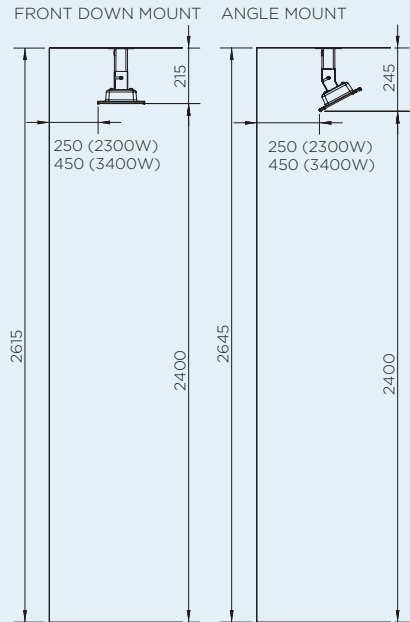


# MOUNT OPTIONS

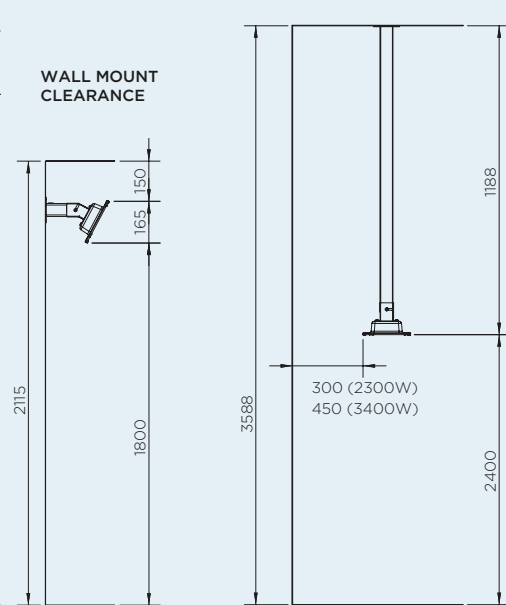
With a wide array of mounting options, Bromic offers solutions to compliment any décor and provide functionality for ambiance and comfort.

## CEILING & WALL MOUNT

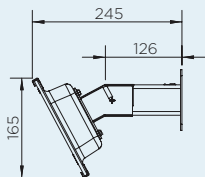
### CEILING MOUNT CLEARANCE



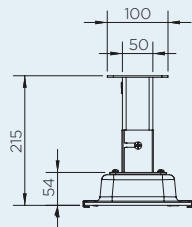
### CEILING POLE CLEARANCE



## WALL BRACKET (INCLUDED)



## CEILING BRACKET (INCLUDED)



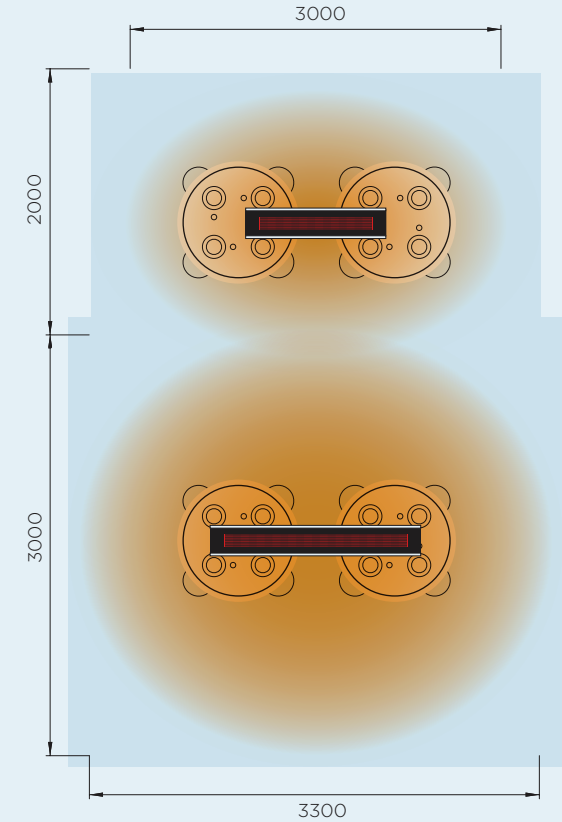
# HEATING REACH

Creating ideal comfort levels, Bromic heaters offer a variety of heat distribution options to suit your outdoor heating needs.

## HEAT AREAS

**2300W SERIES**  
HEATING APPROXIMATELY 6M<sup>2</sup>  
2300W HEATING POWER

**3400W SERIES**  
HEATING APPROXIMATELY 10M<sup>2</sup>  
3400W HEATING POWER



## CONTROL OPTIONS




ON | OFF CONTROL



DIMMER CONTROL




MASTER REMOTE



REDEFINE THE BOUNDARIES  
OF YOUR SPACE, BY INCLUDING  
THE OUTDOORS. CONTROL THE  
CLIMATE IN YOUR NEXT PROJECT  
WITH BROMIC SMART-HEAT™.

---





**VERSATILE  
MOUNTING SOLUTION**  
Minimal vertical clearance

**HIGH PERFORMANCE CONSTRUCTION**  
304 stainless steel & tinted ceramic screen

**CLEAN, COMPACT AND  
ELEGANT DESIGN**  
For seamless integration



**COMPATIBLE WITH  
SMART-WIRELESS  
TECHNOLOGY**

**ADJUSTABLE MOUNTING  
BRACKETS**  
Allows for directional heat  
distribution

**BROMIC.COM/HEAT**

ASIA PACIFIC | NORTH AMERICA | EUROPE

Bromic pursues a policy of continuing improvement in design and performance of its products. The right is therefore reserved to vary specifications without notice.