



Stoves and Fireplaces









Jøtul is the longest running producer of wood stoves in the world boasting a 170 year long history.

The adventure started in Loelva in 1853 where Oluf Onsum the son of a farmer, founded Kværner Jernstøberi. Kværner started the development of cast iron products, and leading up to 1900, the company was one of the largest wood stove foundries in Norway.

Today Jøtul products can be found all over the world and are providing Australian families beautiful warmth season after season.





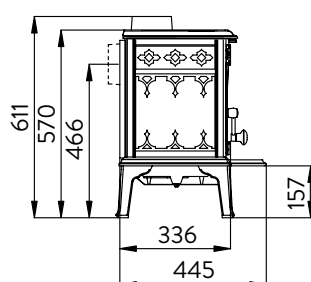
Jøtul F 100  
ECO V2

The F 100 is small in footprint but big in performance. The attractive pattern in the cast iron and up to 8kW peak output in thermal performance means that the stove makes its presence known in every room, both aesthetically and temperature-wise. Despite the small size of the stove, it has a big glass door that gives a good view of the fire.

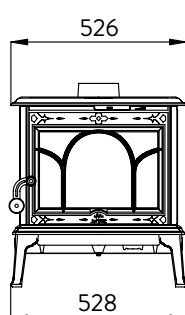
COLOUR ● MATT BLACK



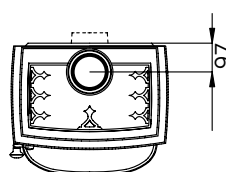
Side



Front



From above







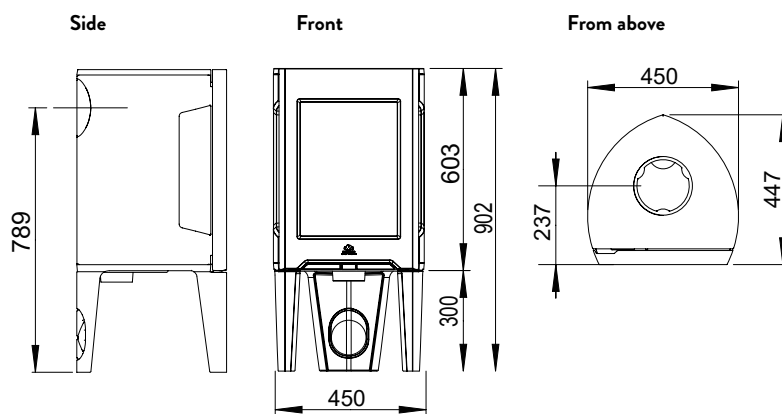
Jøtul F 162  
Jøtul F 163



F 163 is characterised by its large side glasses, the F 162 has solid side with large front glass. With three sturdy legs that give the wood stoves an easy and modern look, which makes it suitable for both corner and standard installations. Designed to suit modern living and powerful enough to heat 100-140m<sup>2</sup>.

#### COLOURS

- MATT BLACK
- WHITE ENAMEL  
(163 Model Only)





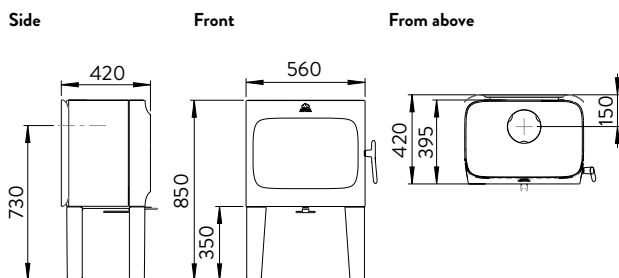
Jøtul F 305 LL  
Jøtul F 305 B

Jøtul F 305 series has a horizontal design that makes it easy to place logs and provides a rapid 10kW peak heat transfer to the room. Integrated convection has an impressive 1g/kg emission rate. With Norwegian designers Anderssen & Voll, we have made a stove which merges 160 years of heating experience with timeless design. Available with Long Legs (LL) or wood stacker base (B).

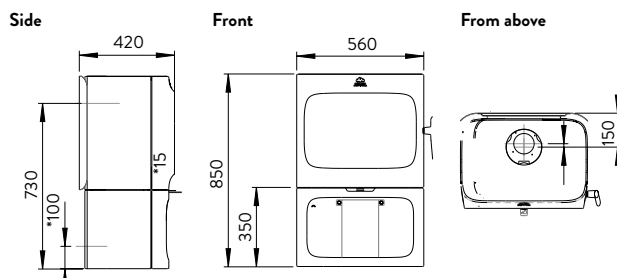
COLOURS ● MATT BLACK  
○ WHITE ENAMEL (LL model only)



#### F 305 LL



#### F 305 B





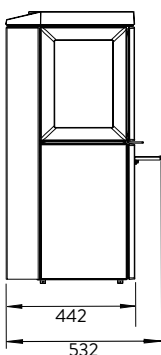
Jøtul F 520



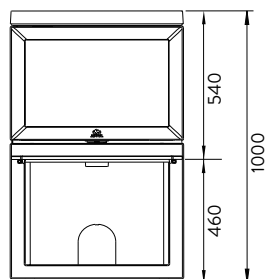
With panoramic view to the fire, the 13kW peak F 520 offers an experience of a live campfire in your living room. With its wide expanse of glass, flames can be fully enjoyed from three sides of the stove. An innovative special glass coating means the glass stays clean. The smart construction of the air valves makes the stove easy to light and is user friendly.

COLOUR ● MATT BLACK

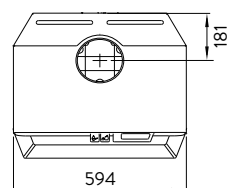
Side



Front



From above







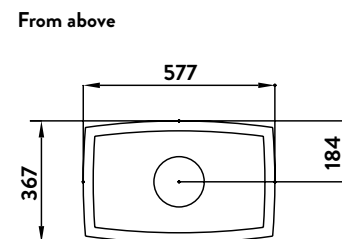
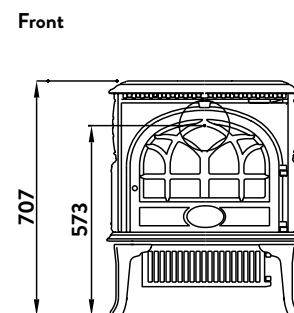
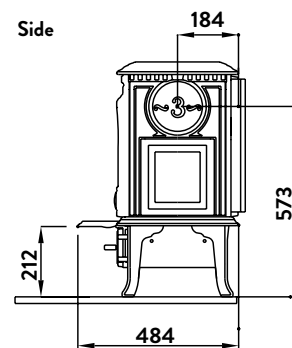
Jøtul F 3

Jøtul F3 CB has advanced clean burn technology for greater efficiency and an integral ash solution. It can also burn selected smokeless fuels without the need for an adaption kit. Adaptable with a short leg option, the Jøtul F3 makes an elegant focal point in any room, and gives a peak heat output up to 12kW.

COLOURS ● BLUE BLACK ENAMEL

Jøtul F3 TD is a medium sized stove that has a classic design, with a large glass door which gives a fantastic view of the flames. \*rear heat shield is optional if installing next to a non-combustible wall

COLOUR ● MATT BLACK







Jøtul  
F 400 ECO



Jøtul F 400 ECO is a solid cast iron wood stove that has an impressive 11kW average heat output. Designed with the clean burn system to ensure that you get the maximum energy out of your wood. With an unique, delicate design on both sides and top makes this stunning heater a decorative feature perfect for any home.

\*ECO SD lattice door available in Matt Black paint, ECO SE non lattice door available in Black paint, SE non lattice door available in Blue/Black enamel only while stocks last.

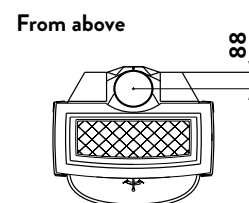

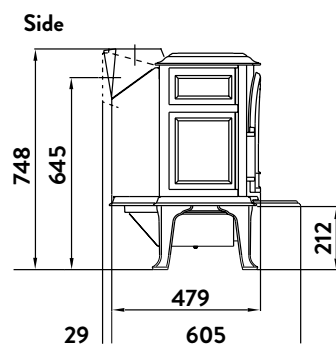
COLOURS



MATT BLACK



BLUE BLACK ENAMEL





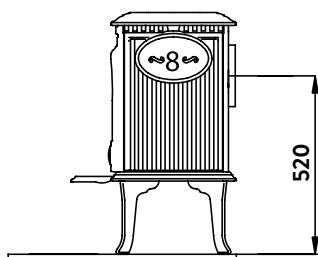
Jøtul F 8

The Jøtul F 8 is one of Jøtul's oldest traditional stoves still going strong. Why have people warmed to this stove for generations? Perhaps its the timeless, classic look, combined with an impressive peak heat output of 17kW.

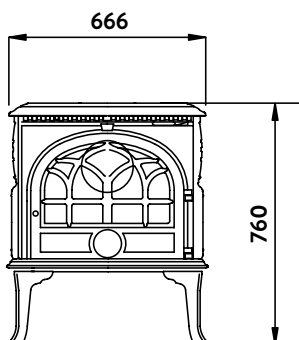
COLOURS ● MATT BLACK



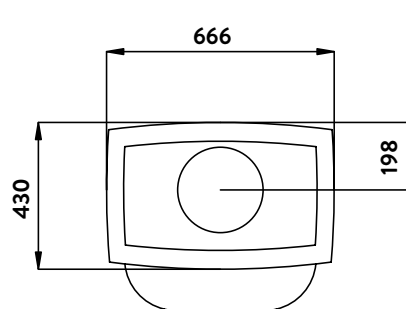
Side



Front



From above





		F100 ECO V2	F162 & F163	F3 CB	F3 TD	F305 LL	F305 B	F400 ECO	F520	F8
Output (kilowatts)	Peak	8	9	12	13	10	10	11	13	17
	Ave	7	8	11	11	9	9	9	11	15
Emissions	g/kg	1.2	1.5	1.2	1.0	1	1	1	1.4	0.9
Efficiency (%)	Peak	70	70	68	73	72	72	66	73	74
	Ave	68	65	64	66	64	64	64	65	71
Coverage	m <sup>2</sup>	80 - 120	100 - 140	130 - 150	100 - 120	110 - 130	110 - 130	120 - 140	120 - 140	150 - 180
Weight	kg	97	115	124	106	143	169	158	170	143
Log size (max)	mm	400	330	400	400	410	410	500	500	480

## Installation Clearances (mm)

MODEL	REAR HEATSHIELD	FLUE REQUIRED 150mm (6") WITH	REAR	SIDE	CORNER	FRONT	HEARTH
F 100 ECO V2	YES	900mm rear flue shield	200	500	375	300	6mm thermal sheet
		Decromesh with 900mm inner rear shield	200	500	375	300	6mm thermal sheet
		200mm solid with 900mm inner rear shield	200	500	375	300	6mm thermal sheet
F 162 F 163	NO	900mm rear flue shield	200	650	500	300	5mm thermal sheet
F 3 CB	YES	Decromesh with 900mm inner rear shield	150	450	325	300	6mm thermal sheet
		900mm rear flue shield	350	450	325	300	
F 3 TD	YES	900mm rear flue shield	250	850	600	450	15mm thermal sheet
F 305 LL F 305 B	YES	900mm rear flue shield	200	400	250	300	5mm thermal sheet
	YES	250mm solid with DLR 150	200	400	250	300	
F 400 ECO	YES	900mm rear flue shield	175	450	300	300	5mm thermal sheet
		Decromesh with 900mm inner rear shield	150	450	300	300	5mm thermal sheet
		200mm solid with 900mm inner rear shield	150	450	300	300	5mm thermal sheet
F 520	NO	900mm rear flue shield	200	650	400	300	5mm thermal sheet
		200mm solid with DLR 150 <sup>^</sup>	200	650	400	300	5mm thermal sheet
F 8	YES	Decromesh with 900mm inner rear shield	200	600	600	350	2 x 12mm thermal sheet with 0.5mm steel sheet between

<sup>^</sup> DLR, is a locating ring around the flue spigot that the 200mm solid flue sits in. It also assists with the required ventilation.

Traditional Matt Black Paint – F 100 ECO V2, F 162, F 163, F 400 ECO SD & F 400 ECO SE, F 3 TD, F 100, F 8, F 520, F 305 B, F 305 LL

Blue Black Enamel Finish – F 3 CB, F 400 SE

White Enamel Finish – F 163, F 305 LL

The information and colours represented in this brochure should be used as a guide only.

All measurements are in millimeters (mm) unless otherwise stated.

In the interest of product development for hardwood burning, Glen Dimplex Australia reserves the right to alter or change the product specifications stated in the document without prior notice.



Contact local building or fire officials regarding restrictions and installation inspection requirements in your area.

**Our 10 year limited warranty:** A Cast-Iron promise of quality.

Jøtul guarantees the quality of its wood stoves against any defects in materials or workmanship for 10 years, subject to the exclusions and limitations noted on our warranty. For complete details, ask your authorised Jøtul dealer. Always refer to your Jøtul Operating Instructions for specific information regarding how to use your Jøtul.

Australian Importer & Distributor



Glen Dimplex Australia Pty Ltd  
8 Lakeview Drive, Scoresby  
Victoria 3179  
T 1300 554 155  
[www.jotul.com](http://www.jotul.com)